



Famed OPTIMA

version

5.70

5.60

Ultra-precise, super-mobile operating table made of premium materials.



TABLE OF CONTENTS

01	KEY FEATURES	6
02	MICRO ADJUSTEMENTS	8
03	SAFETY	10
04	FUNCTIONALITIES	12
05	SUPER-MOBILE DESIGN	16
06	PATIENT POSITIONING	18
07	X-RAY IMAGING	20
08	CONFIGURATIONS	22
09	CONTROLLERS	24
10	TECHNOLOGIES	26
11	TECHNICAL SPECIFICATIONS	28
12	TABLE POSITIONS	29

X-line™

xMotionPro™



xMobility360™



NEW GENERATION OF OPERATING TABLES



Famed X Line™

X-Line™

X-Line™ is a new generation of operating tables, created as a response to the real needs of modern operating rooms: the increasing number of devices in the room, limited space, and increasing demands for accurate and repeatable patient positioning. In surgery, every millimetre matters — so we created a tool that helps manage patient positioning on the operating table with surgical precision, while facilitating the organisation of the work station around equipment.

X-Line™ is based on two pillars:

01

Ultra-precision positioning. Tabletop adjustments with accuracy of up to 0.5 mm and 0.1° enable precise patient positioning to meet the requirements of most medical procedures, including robot-assisted surgeries, intraoperative imaging.


02

Super mobility of the design. With the 360°+ mobility the table can be manoeuvred smoothly and accurately positioned even in confined spaces and around multiple devices.



Meet Famed X-Line™:

- Famed OPTIMA 5.70
- Famed OPTIMA 5.60



In practice, with X-Line™ the team gains more control over patient positioning, more efficient operating room organisation, as well as better comfort and ergonomics.



Famed OPTIMA

ULTRA-PRECISE, SUPER-MOBILE OPERATING TABLE
MADE OF PREMIUM MATERIALS

KEY FEATURES

01

VERSATILE AND CUSTOMISABLE

- Modular design and a wide range of accessories helps adapting the table to most procedures.
- Tabletop sections assembled as a "press to play" system that protects segments from accidental disconnection.
- All table movements (except for headrest setting) are operated from the remote control*.
- 5-section tabletop as standard with optional double split footrests (6 tabletop sections**).
- Waterproof, anti-static mFix™ mattresses made of 80 mm thick polyurethane foam.
- Accessory rails with accessory protection.
- Column and base covers made of carbon fibre or stainless steel in IntelIProtectPlus™ technology.
- X-ray-transparent carbon fibre or HPL top.
- Imaging window 1440 mm long (standard).
- Accessories designed for one man handling to reduce table preparation and setup time.

HIGH PRECISION CONTROL

- Three different modes of operation help adjust the speed of the table's movements to suit surgeon's needs.
- The xMotion Pro™ control system enables table top repositioning with an accuracy of 0.5 mm and 0.1°.
- The table's immediate response to the press and release a button on the controller ensures precise positioning.
- Wired remote control with display as standard; optional: column-mounted side panel and an alternative drive.
- The touchscreen LCD display on the remote control makes it easy to read tabletop setup parameters, battery levels as well as potential collisions and errors.
- 10 pre-programmed positions to facilitate patient positioning.
- The system recognises additional tabletop sections, eliminating the risk of collision and alerting the user to take appropriate action.
- With the built-in fCharge™ rechargeable battery the table can be used when unconnected to mains for approximately 25*/30** full duty cycles.

* Only with Famed OPTIMA 5.70 version.

** Only with Famed OPTIMA 5.60 version.

Famed **OPTIMA** is an operating table featuring the **xMotionPro™** ultra-precise control system and adjustable speed of tabletop movements. The **xMobility360™** super-mobile base facilitates manoeuvring and positioning the table in the operating room. The modular design enables quick replacement of tabletop segments, while high-quality stainless steel and carbon fibre ensures durability and improves disinfection. A wide range of dedicated accessories, combined with above-average precision, makes the table versatile for many medical procedures.



SUPER-MOBILE DESIGN

- Low base of xMobility360™ (150 mm) and no protruding elements ensure safe access for the C-arm.
- Four 360° swivel wheels and an optional fifth wheel help manoeuvre the table smoothly forward, backward and sideways or rotate it around its axis.
- The wheels are located under the base cover to reduce dirt accumulation and facilitate cleaning.
- Remote-controlled wheel lock - four widely spaced supports hidden in the base ensure stability and security.
- Profiled foot openings on each side of the base enable the surgeon to stand closer to the table for convenient access to the surgical field.
- The reinforced base design ensures safe support for surgeon's feet during hours-long procedures.
- The shape of the base enables the surgeon to assume a natural position and improves comfort.
- Carbon-fibre column and base covers protect the table and accompanying apparatus against damage.

MICRO ADJUSTEMENTS

02

Advanced surgical procedures require precise control of patient positioning and smooth, predictable operating table movements. In laparoscopy, neurosurgery and robot-assisted procedures, even the slightest deviations in settings can affect the stability of the surgical field and the ergonomics of the team's work. The answer to these requirements is the proprietary **xMotionPro™** system which for ultra-precise adjustment of the position of the Famed **OPTIMA** table top with accuracy up to 0.5 mm and 0.1°.

Micro adjustments during procedures

Micro adjustments of the tabletop position for accuracy to 0.5 mm and 0.1°. This ensures quick and precise adjustment of the patient's position to meet the requirements of the specific procedure and the preferences of the surgical team, while maintaining stable and comfortable working conditions throughout the procedure.

Precision in imaging

Precise adjustment of the patient position facilitates precise alignment with the imaging axis in C-arm X-ray procedures. Therefore no additional corrections and re-exposures are necessary, promoting efficient use of imaging and reduction of radiation dose.

Immediate table response

The control system starts and stops the movement of the tabletop at the press and release of the button on the remote control, minimising delays in the table's response. Hence the table responds quickly to the operator's commands and the tabletop is precisely positioned to the current requirements of the procedure and the individual preferences of the operating team.

Smooth and predictable movements

Ultra-precise control system ensures smooth and controlled tabletop movements for smooth and predictable table response to operator's commands. The predictable nature of the adjustments gives the surgical team full control of the table at every stage of the operation.





xMotionPro™


xMotionPro™ system to manage tabletop settings with 0.5 mm / 0.1° accuracy.

Support for medical personnel

With micro-adjustments the height and angles of the table can be precisely adjusted to the surgeon's working position, promoting optimum posture during procedures. It facilitates maintaining a stable, ergonomic working position and reduces physical strain during prolonged procedures.

High-precision positioning

With accurate control of the table's position adjustments can be made to the requirements of surgical access and stable course of procedures in which even small deviations matter. This is particularly important in neurosurgery, spine surgery, orthopaedics, robot-assisted procedures and procedures monitored by imaging.



SAFETY

03

The modern operating room places high demands on stability, predictable performance and intuitive operation. Famed **OPTIMA** has been developed to ensure highest safety by combining thoughtful design solutions, an advanced control system as well as functions that support safe work of personnel and protection of the patient.

Patient safety

In procedures that require high positioning accuracy, even small deviations can make a difference in patient safety. The xMotionPro™ system with ultra-precise tabletop adjustment enables precise patient positioning depending on the procedure.

Safe integration with accessories

Interchangeable tabletop segments are combined using "press to play" quick-release fasteners to ensure stable and secure connection, even during prolonged procedures requiring force. An additional safety feature in the rails prevents accessories against accidentally slipping out, improving patient and staff safety during the procedure.

Base design

The design of the base guarantees high stability throughout the procedure, even with a maximum load of up to 460 kg. Four widely spaced feet, activated via the remote control, firmly immobilise the base for secure table support and safe patient positioning in any configuration.

Alternative Drive

A backup override control system that enables basic tabletop movements to be performed independently of the main control module in the event of its failure. It is equipped with an additional, independent power supply, allowing up to 14 full functional cycles of the operating table to be completed.





Easy and effective disinfection

Thoughtful design using carbon fibre and electropolished stainless steel in IntelliProtectPlus™ technology facilitates effective table disinfection. Wheels completely hidden in the base housing reduce dirt accumulation, increasing safety of use and providing real support in the struggle against hospital-acquired infections.

MFix™ mattresses

mFix™ mattresses (80 mm), made of three layers of foam of varying density and firmness, improve patient safety and comfort during hours of surgery. A waterproof cover with welded seams protects the inside of the mattress and makes it easy to disinfect. The mattresses are mounted with mushroom connectors.

Construction of premium materials

The combination of carbon fibre and electropolished AISI 304 stainless steel ensures high durability and protects the table and accompanying apparatus against damage. Resistance to heavy use, disinfectants and corrosion means safe and reliable use of the table in the operating room environment.

Potential collision alert system

The LCD screen of the remote control displays potential collision alerts, errors, wrongly installed tabletop segments and the battery charge level information. Access to current settings, wheel lock status and system messages facilitates table control and promotes patient and staff safety.

Carbon fibre top (optional)

The translucent carbon fibre top (MAE 0.25 mm Al) reduces repeated exposures and radiation dose in X-ray procedures. This leads to a higher level of radiation safety, better ergonomics for the team, and conformity with OHS requirements in operating rooms with imaging equipment.

Built-in fCharge™ battery

With the built-in fCharge™ rechargeable battery the table can be used fully autonomously, unconnected to the power grid. High reliability and fast charging support the safety of procedures, and the battery capacity is suitable for about 25 (OPTIMA 5.70) and 30 (OPTIMA 5.60) full duty cycles.

FUNCTIONALITY

04

The design of Famed **OPTIMA** is the outcome of efforts by our designers and cooperation with medical personnel. The combination of engineering knowledge and practical clinical experience led to a design that meets the requirements of modern surgery where the table can be used in most medical procedures.

Memory of frequently used positions

The xMotionPro™ system gives access to 10 pre-programmed working positions, including 2 predefined positions - beach chair and flat back - and 8 positions available for individual configuration. This function enables quick and repeatable table setup, thus streamlining procedures and workflow in the operating room.

Configuration change

The possibility to change tabletop configuration (swapping the footrests with headrests) improves the flexibility of table use in different procedures. The 400 mm electromechanical longitudinal travel of the tabletop provides a 1400 mm long imaging window as standard, facilitating surgical access, use of X-ray equipment and organisation of work in the operating room.

Selection of the mode

The remote control with LCD display enables setting the speed of the table - high, medium or slow - so the speed of the movements can match the nature and stage of the procedure. This solution improves the versatility of the table and facilitates its effective use for a wide range of medical procedures.

Service screen

The service screen of the remote control displays additional information for ongoing diagnostics of the device and configuration of selected parameters available to the user. The system also presents service messages, including inspection reminders, supporting the maintenance of efficient and reliable table operation.



Tabletop adjustments

Key functions of the table are carried out by an electro-hydraulic drive, controlled electrically by controllers. This includes adjustments of height, lateral and longitudinal tilt, footrest angle – separately or both at the same time – backrest angle, kidney bench, tabletop zeroing function and longitudinal movement. The headrest (OPTIMA 5.70 and 5.60) and footrests (OPTIMA 5.60) are manually adjustable with the support of gas springs.

High maximum load parameter

The table's maximum load capacity of 460 kg is suitable for safe performance of procedures on patients with obesity, including morbid obesity. The standard tabletop width of 550 mm, expandable by 110 mm on each side*, ensures stable patient positioning and meets the growing needs of bariatric procedures.


Modular tabletop

Modular table design enables the use of additional tabletop segments, expanding its use in most surgical procedures. More than 100 dedicated accessories, designed for handling by one person only, to tailor the table to the specific procedure and support workflow in facilities facing staff shortages.

Parameters displayed in real time

The LCD screen of the remote control shows the current position parameters of each tabletop section. During adjustment, the operator receives real-time information on height settings and tilt angles for precise, controlled positioning of the table and maintaining full repeatability of settings.

*When used with appropriate accessories.



FUNCTIONALITY

Simultaneous or individual footrest angle adjustment from controllers.*

The 5-section tabletop with headrest, kidney bench, backrest, seat, footrests in standard.

Table reconfiguration by swapping the headrest with the footrests.

Manual adjustment of the headrest* or footrests and headrest** supported by a gas spring.

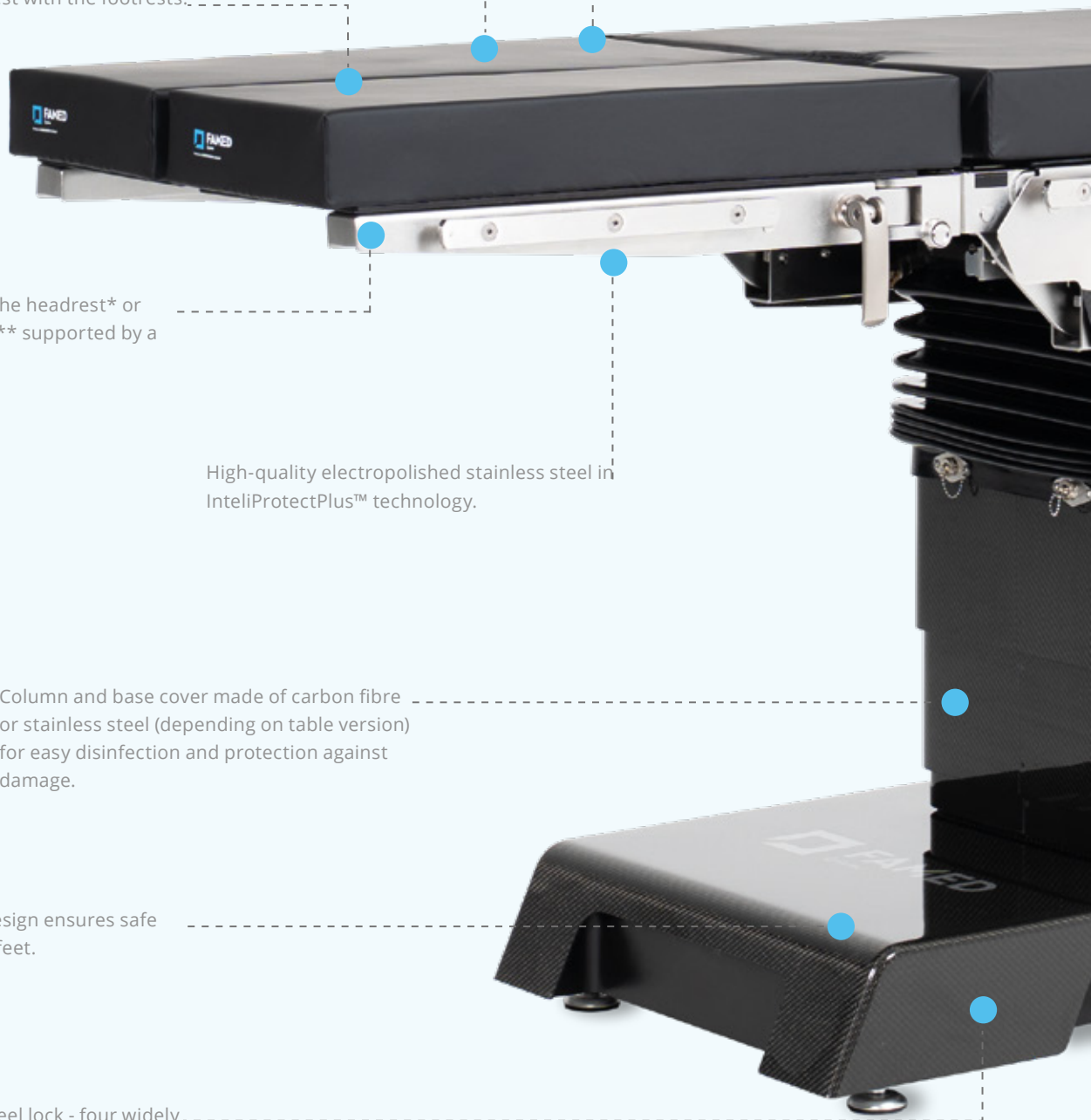
High-quality electropolished stainless steel in IntelliProtectPlus™ technology.

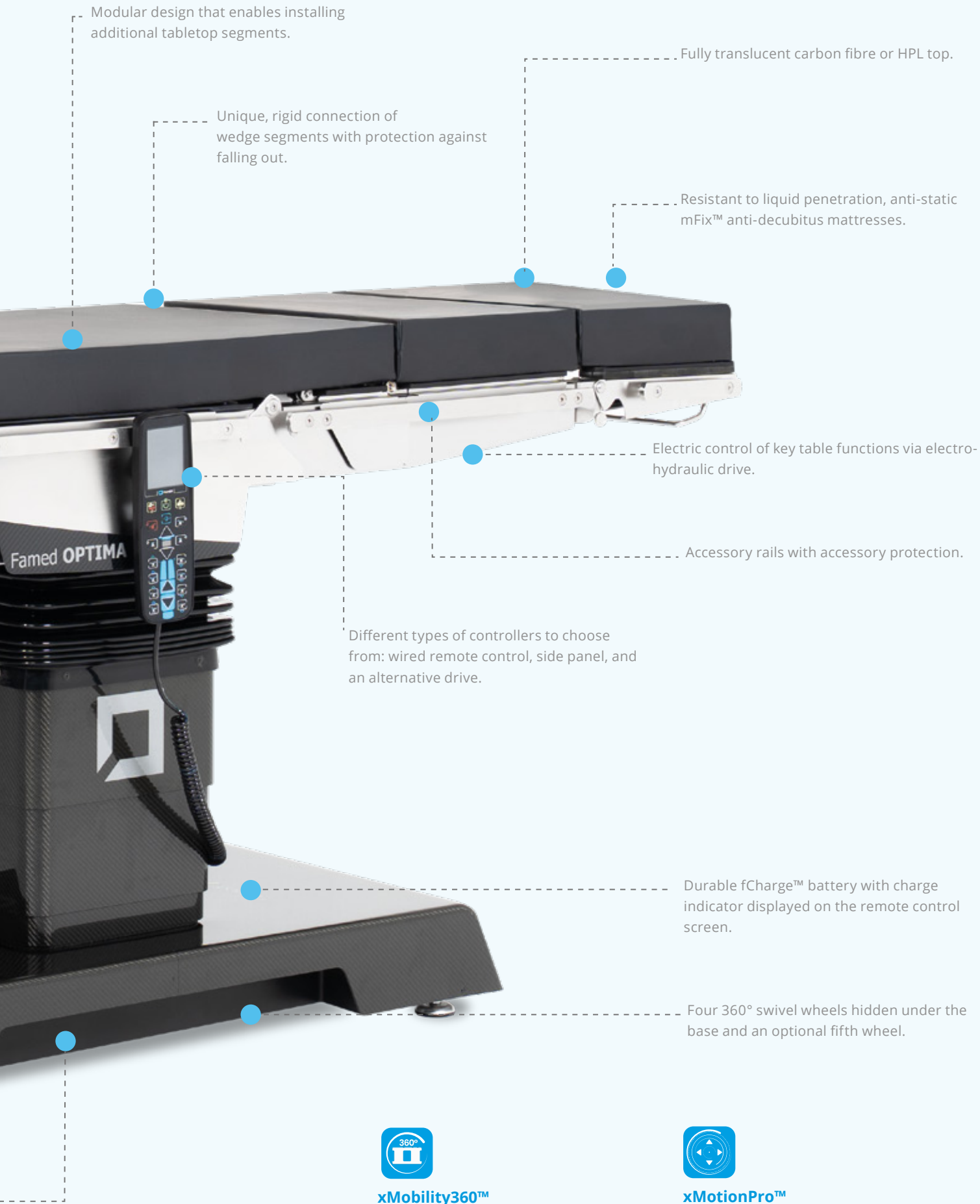
Column and base cover made of carbon fibre or stainless steel (depending on table version) for easy disinfection and protection against damage.

The reinforced base design ensures safe support for surgeon's feet.

Remote-controlled wheel lock - four widely spaced supports hidden in the base.

Profiled foot openings on each side of the base enable the surgeon to stand closer to the table.





Modular design that enables installing additional tabletop segments.

Unique, rigid connection of wedge segments with protection against falling out.

Fully translucent carbon fibre or HPL top.

Resistant to liquid penetration, anti-static mFix™ anti-decubitus mattresses.

Electric control of key table functions via electro-hydraulic drive.

Accessory rails with accessory protection.

Different types of controllers to choose from: wired remote control, side panel, and an alternative drive.

Durable fCharge™ battery with charge indicator displayed on the remote control screen.

Four 360° swivel wheels hidden under the base and an optional fifth wheel.



xMobility360™

Super-mobile, low (150 mm) xMobility360™ base.



xMotionPro™

XMotionPro™ system to manage tabletop settings with 0.5 mm / 0.1° accuracy.

* Only with Famed OPTIMA 5.70 version.
** Only with Famed OPTIMA 5.60 version.



SUPER-MOBILE DESIGN

05

In the dynamic environment of the operating theatre, the possibility to quickly and accurately position the table is critical, regardless of the room layout or the nature of the procedure. Smooth manoeuvring, easy repositioning and access to the surgical field make a real difference in surgeon comfort and efficiency of the entire team. Mobility is no longer just a matter of transportation, becoming an element of ergonomics, safety and efficient organisation of the operating room, made possible with the **xMobility360™** system.

Full manoeuvrability in a confined space

The xMobility360™ system ensures full table manoeuvrability with four 360° swivel wheels and an optional fifth wheel in an X-inspired layout. Hence the table can be manoeuvred smoothly in any direction and rotated around its own axis without the need for complex movements, significantly speeding up positioning in the confined space of the operating room.

Precise positioning

Smoothly manoeuvrability the table in the forward, backward and side movements facilitates accurate positioning versus the apparatus and the surgical field. This shortens room preparation time and reduces setup adjustments, in particular during procedures involving the C-arm.

Surgeon ergonomics

Profiled foot openings on each side of the base enable the surgeon to stand closer to the table and assume a natural working position. The reinforced base design ensures stable feet support during long hours of surgical procedures, improving comfort and reducing fatigue.

Durable design and easy disinfection

Wheels located under the base cover reduce dirt accumulation and facilitate cleaning. The carbon fibre structure features high mechanical resistance and resistance to disinfectants, ensuring effective protection of the table and accompanying apparatus in the heavily used operating room environment.



xMobility360™

This solution is deployed in the new operating table base and it ensures full manoeuvrability hence the table can be quickly and precisely positioned in the operating room.

The ideal imaging partner

Low base of xMobility360™ (150 mm) and no protruding elements ensure safe access for the C-arm. The solution supports table integration with imaging systems, with no risk of collisions or restrictions on patient access. In the carbon fibre base cover version, the flexible and resistant design further protects the table and apparatus against damage.

Stability during treatment

Upon reaching the final position of the table, a remote-controlled wheel lock ensures stable table positioning. Four widely spaced 50-mm-diameter supports, hidden in the base, guarantee secure support and safe working conditions throughout the procedure, including during forceful procedures.



PATIENT POSITIONING

06

The table enables precise patient positioning required for a variety of surgical procedures. With stable design, precise adjustments, unique parameters and more than 100 dedicated accessories patient positioning is safe and repeatable, supporting efficient workflow in the operating room.



ENT, ophthalmology

A dedicated head surgery table top, featuring a wide range of adjustment, combined with a low table position and a large sliding range, creates optimum conditions for seated work.



Nephrology

The function of uplift can be obtained using the kidney bench, backrest joint or a leg section. With dedicated accessories patient position in the lateral position is stable.



Gynaecology/urology

Procedures can be performed on a standard tabletop with a cutout or with an optional gynaecological section. A Trendelenburg tilt of up to 40° facilitates access to the surgical field, including in robo-assisted surgery.



MIS

Low position of the table means comfortable access to the patient and unobstructed work with instruments. The large range of travel combined with 360° imaging supports spinal procedures.



Shoulder joint arthroscopy

A dedicated top for shoulder arthroscopy, mounted in place of remote-controlled footrests, gives the surgeon unrestricted access to the surgical field.



Operations within the elbow joint

Dedicated accessories combined with the ultra-precise xmotionPro™ control system enables arthroscopic procedures and ORIF anastomoses within the elbow joint.



Operations in the lower limb

Dedicated to lower limb procedures, it enables fracture treatment, joint arthroscopy and hip surgery. Mounting in place of the footrests and the use of an abduction wedge ensure stable positioning of the limb and optimum surgical access during the procedure.

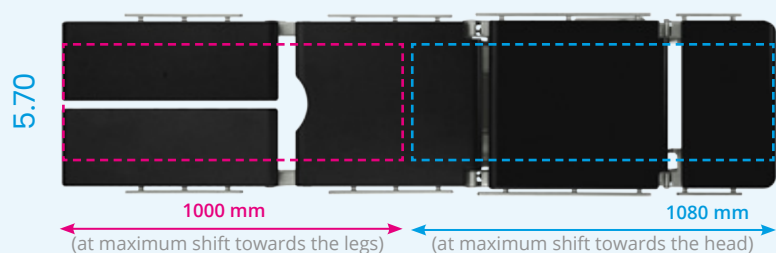
Check our catalogue of accessories:



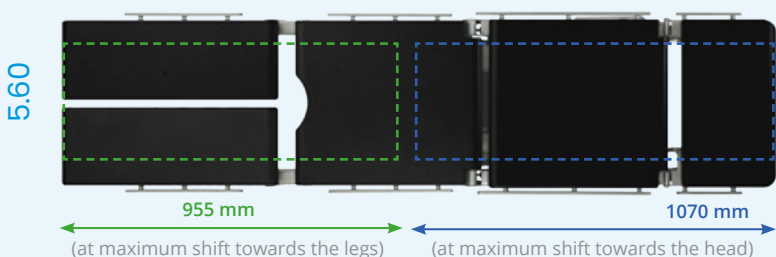
X-RAY IMAGING

Each variant of the table features a top that is transparent to X-rays for use of imaging equipment. Appropriate accessories enable 360° imaging, while longitudinal movement and the ability to reconfigure the tabletop help select optimum imaging window that meets the requirements of the procedure. The low base and carbon-fibre components promote safe and effective use of the C-arm.

Configuration A

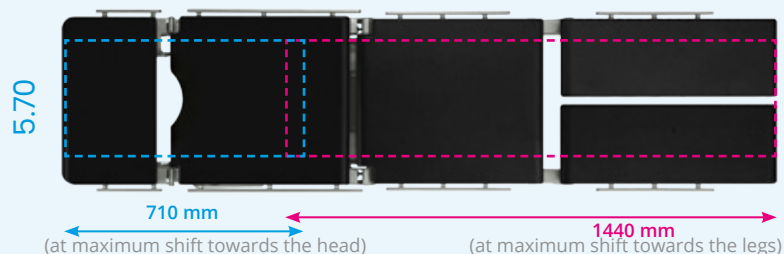


Imaging window for standard tabletop configuration (OPTIMA 5.70, 5 sections, standard footrests OT-SHL05BN4).

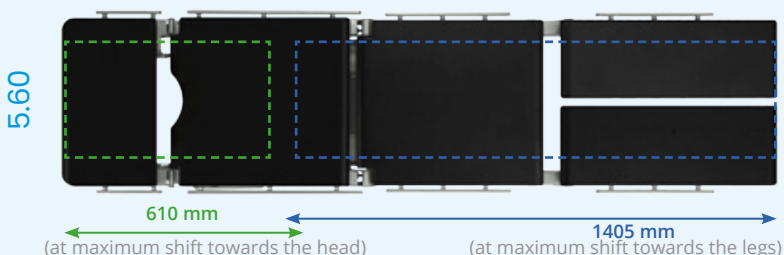


Imaging window for the standard tabletop configuration (OPTIMA 5.60, 5 sections, standard leg supports OT-SBL01BN2).

Configuration B

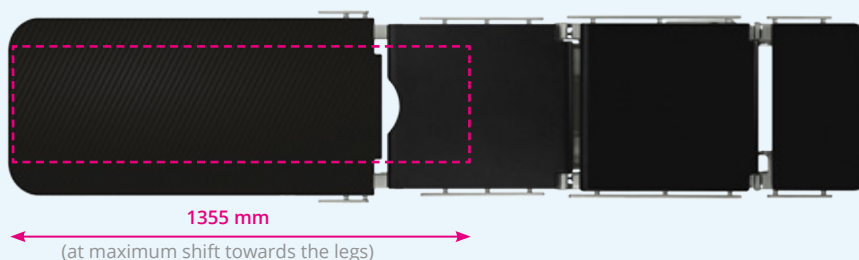


Imaging window for inverted tabletop configuration (OPTIMA 5.70, 5 sections, standard footrests OT-SHL05BN4).



Imaging window for the reversed tabletop configuration (OPTIMA 5.60, 5 sections, standard leg supports OT-SBL01BN2).

Configuration A + tabletop AS-67



Imaging window with optional AS-67 top for 360° imaging, made of carbon fibre. The length of the imaging window when the AS-67 top is installed is 1355 mm, and the 360° imaging window is 890 mm.

360° imaging

The 1100 mm long AS-67 top is made of precisely arranged carbon fibres for high translucency to X-rays. Two accessory rails at the mounting points to the table are dedicated for stable attachment of equipment. In addition, accessory mounting is possible along the entire length of the imaging window using InfiniMove™ adapters. The tabletop supports translucent head surgery attachments (using an adapter) and 360° imaging over a length of 890 mm.

Imaging window

The table supports both standard (A) and inverted (B) configurations by swapping the position of the leg and head sections. An electro-mechanical longitudinal shift of 400 mm and modular tops help obtain a larger imaging window. It is also possible to place an X-ray cassette in the seat and backrest sections.

Carbon fibre vs. HPL top

The tabletop is offered as a carbon fibre top (OPTIMA 5.70 model) or HPL top (OPTIMA 5.70 and 5.60 models). Both variants are transparent to X-rays, but differ in the level of transmittance and image quality. The carbon fibre top has higher imaging quality and lower radiation absorption (0.25 mm Al versus 0.83 mm Al for HPL), which helps reduce radiation dose during X-ray examinations. This is important for the safety of operating room personnel exposed to daily radiation.

Using the C-arm

With a translucent X-ray top, 360° imaging capability, longitudinal movement, and top reconfiguration possibility the imaging window to be precisely tailored to the requirements of the procedure. The ultra-precise xMotionPro™ control system and the xMobility360™ super-mobile base enable accurate and quick table positioning versus the instrumentation, eliminating multiple adjustments. The low base, no protruding elements and use of carbon fibre promote safe manoeuvring of the C-arm and minimise the risk of collisions.



CONFIGURATIONS

With the modular design of the table it is possible to fine-tune the configuration to the specifics of the procedures, the preferences of the team and the working standards of the institution. A wide range of available options facilitates configuration of the table in terms of functionality, materials and control.



Table top

The Famed OPTIMA 5.70 model is offered with carbon fibre or HPL top. The Famed OPTIMA 5.60 model features an HPL top. Both solutions are translucent to x-rays and suitable for work with imaging equipment.

Controllers

Both models come, in their standard version, with a wired remote control featuring an LCD display for clear access to table functions and parameters. Optionally, a side control panel and an alternative drive are also available.



AVAILABLE CONFIGURATIONS

footrest variants

1.

Standard footrests:
 OT-SBL01BN2 * (HPL)
 OT-SHL08BN2 ** (HPL)
 OT-SHL05BN4 ** (carbon)

3.

Double-spreadable footrest:
 OT-SHL02BN2 * (HPL)
 OT-SHL09BN2 ** (HPL)
 OT-SHL06BN4 ** (carbon)

2.

Plate footrest:
 OT-SVL03BN2 * (HPL)
 OT-SVL07BN2 ** (HPL)
 OT-SNL09BN4 ** (carbon)


4.

Double-divided footrest:
 OT-SBL04BN2 * (HPL)

* Only with Famed OPTIMA 5.60
 ** Only with Famed OPTIMA 5.70
 *** Illustrative drawing showing the possibility of interchangeable use of headrests and leg rests. A maximum of one headrest and one type of leg rest can be mounted on the table.

Construction material

For the Famed OPTIMA 5.70 model, the column covers and base can be made of carbon fibre or stainless steel. Famed OPTIMA 5.60 model is supplied in stainless steel as standard. The choice of materials enables matching the table to the requirements of the working environment, intensity of use and aesthetic preferences.




Optional fifth wheel

Both Famed OPTIMA 5.70 and 5.60 can be offered with an optional fifth wheel to increase manoeuvrability and make it easier to move the table in the operating room.

Wheel locking system

Famed OPTIMA 5.70 is offered with a remote-controlled wheel lock as a standard. Famed OPTIMA 5.60 offers a choice between a foot lock and a remote-controlled lock, depending on the user's preference.



headrest variants

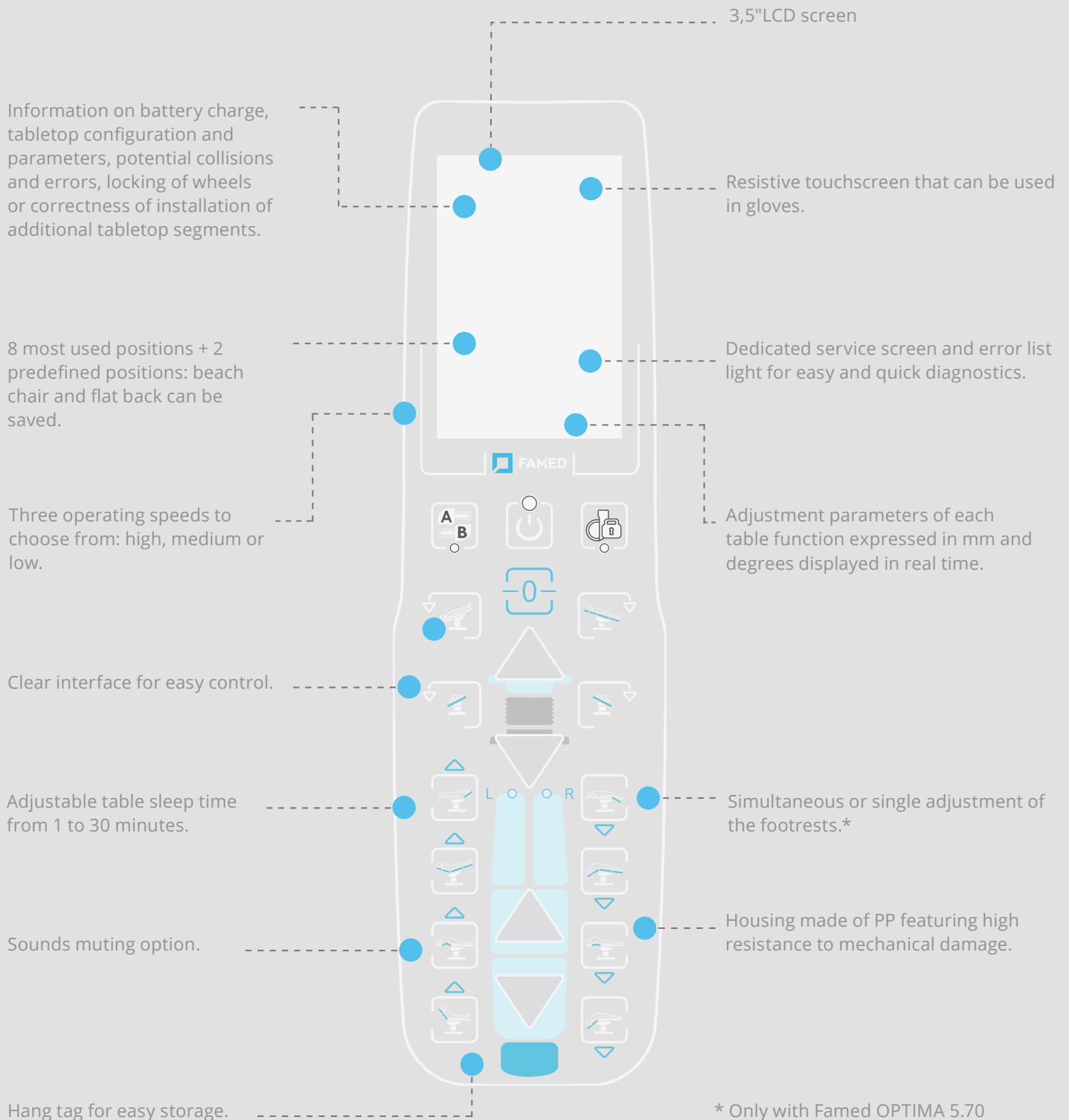
1. Standard headrest:
 OT-SVH01BN2 * (HPL)
 OT-SVH05BN2 ** (HPL)
 OT-SVH08BN4 ** (carbon)

2. Headrest with double elevation:
 OT-SVH02BN2 * (HPL)
 OT-SVH04BN2 ** (HPL)
 OT-SVH06BN4 ** (carbon)

Choose the right footrest and headrest variants to match the table configuration to specific procedures and the way the surgical team works.***

CONTROLLERS

Intuitive table control plays a key role in smooth and safe conduct of surgical procedures. The **xMotionPro™** system along with the available controllers, is designed for clear handling and precise table positioning. The clear interface and logical layout of functions facilitate the daily work of the medical staff, offering full control over the table settings at each stage of the procedure.



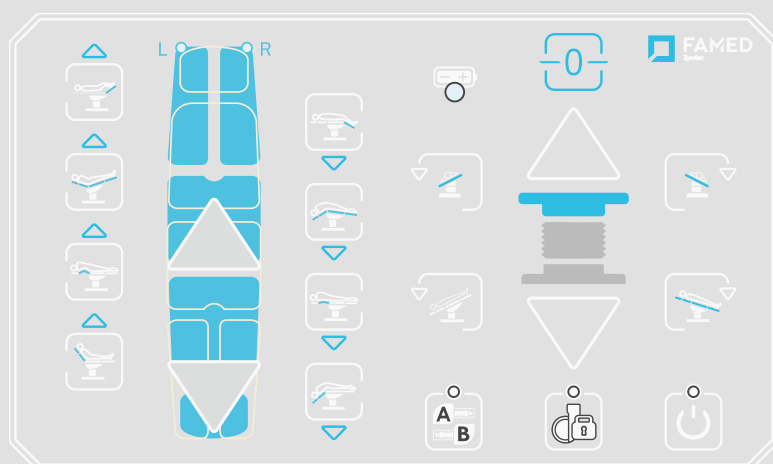


xMotionPro™

The panel also supports the electro-hydraulic wheel locking, tabletop reconfiguration and presents information on battery charge level. The **xmotionPro™** technology ensures ultra-precise positioning of the table and full control over table settings during the procedure.

Side panel

The side panel is an alternative way to control the table, giving quick and intuitive access to all key functions. Mounted to the column with a dedicated bracket, it can be detached at any time and used like a standard remote control, increasing staff flexibility.



The following table functions can be controlled with the panel:

- height adjustment,
- side tilts,
- Trendelenburg and anti-Trendelenburg positions,
- adjustable footrests - individual or simultaneous,
- adjustable kidney bench,
- adjustable backrest angle,
- longitudinal slide of the tabletop,
- Flex / Reflex positions,
- top reset function.



AlterSafePro™

Alternative Drive

A backup override control system that enables basic tabletop movements to be performed independently of the main control module in the event of its failure. It is equipped with an additional, independent power supply, allowing up to 14 full functional cycles of the operating table to be completed.

Control is provided via a dedicated control panel mounted on the table column and equipped with protection against accidental activation. It enables key functions such as height adjustment, lateral and longitudinal tilts, and back section adjustment.



xMotionPro™

xMotionPro™ is a next-generation control system that introduces completely new standards in the electro-hydraulic operating table market segment. It ensures smooth, stable movements and ultra-precise positioning with an accuracy of 0.5 mm and 0.1° — one of the most precise systems available on the market. It enables precise patient positioning and quick adjustments during the procedure, reducing positioning time and increasing safety whenever surgical precision matters. The table can be controlled with a wired remote control featuring LCD display and a side panel. The LCD screen makes it easy to read setting parameters, battery level and system messages (including limits, warnings and errors).



xMobility360™

xMobility360™ is the solution deployed in the new operating table base and it ensures full manoeuvrability hence the table can be quickly and precisely positioned in the operating room.. Hidden in the base are four 360° swivel wheels with an optional fifth wheel - in an X-inspired layout. Wheels mounted inside the base move in every direction, so manoeuvring is smooth and does not require "figure of eight" movements, which speeds up positioning and repositioning of the table, especially in a confined space. Surgeon foot space on each side provides easier access to the surgical field and improved ergonomics.



fCharge™

All batteries that power Famed Żywiec products are selected from a proven supplier, our long term business partner. Each fCharge™ battery undergoes an inspection by a third party, followed by a series of tests in several technology departments at our production facility. The charger featuring fCharge™ fast charging technology, integrated into our products, quickly supplies the batteries with the necessary power. With a minimum of dozens of guaranteed complete cycles, it offers safety during any medical procedure.



IntelliProtectPlus™

We deploy the IntelliProtectPlus™ technology in the production of operating tables using high-alloy, corrosion-resistant AISI 304 stainless steel (designated X5CrNi18-10 / 1.4301 as per European standards). Due to its high nickel and chromium content, it features high corrosion tolerance. We have also introduced an electropolishing and passivation process to further protect the steel. Electropolishing is a process which removes impurities, smooths and restores the surface of steel to a proper passive layer that protects it from corrosion. With the IntelliProtectPlus™ technology, chromium atoms accumulate on steel surfaces of our products, and their structure becomes harder. In addition, the smoothed and glossy surface ensures that the product is easy to disinfect and keep clean, and helps protect against dust and dirt deposits. Steel surfaces with the IntelliProtectPlus™ technology remain protected when the surface is scratched - under the influence of atmospheric oxygen, passivation kicks in the damaged area and the risk of corrosion in this area is eliminated. As the only manufacturer of operating tables, we use extra protection of the internal structural elements of our products with a zinc-based protective layer.



AlterSafePro™

A backup override control system that enables basic tabletop movements to be performed independently of the main control module in the event of its failure. It is equipped with an additional, independent power supply, allowing up to 14 full functional cycles of the operating table to be completed. Control is provided via a dedicated control panel mounted on the table column and equipped with protection against accidental activation.



Famed Żywiec

Famed Żywiec is a leading European manufacturer of high-end medical equipment. For more than 75 years, we have been the supplier for medical facilities of thousands of the highest quality operating tables, hospital and delivery beds or gynaecology chairs. Our company's products are used by physicians in Poland and in more than 120 countries around the world.

What makes us different is our qualified staff, wide product portfolio, modern machinery and unique technological solutions deployed in production. We were one of the first companies in the world to introduce carbon in the production of operating tables. We also offer the world's safest imaging table.

Our mission is to facilitate the work of medical personnel and improve patient comfort during the hospital stay. The innovative designs and commitment to reliability of our products is a direct contributor to improved quality of medical care in Poland and around the world.



President of Famed Żywiec

Marek Szczyk

TECHNICAL SPECIFICATIONS

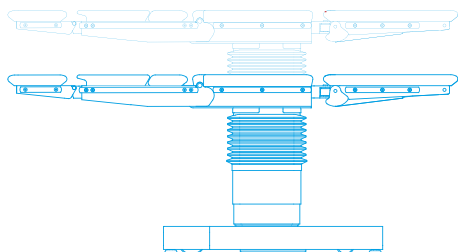
TECHNICAL SPECIFICATIONS	Famed OPTIMA SU-05 version 5.70	Famed OPTIMA SU-05 version 5.60
Length	2100 mm	2060 mm
Overall width	600 mm	550 mm
Height adjustment (without mattress)	680 - 1080 mm	680 - 1080 mm
Back segment angle adjustment	-40° to +80°	-40° to +80°
Kidney bench (height)	150 mm	150 mm
Footrests adjustment	-90° to +25°	-90° to +30°
Footrest spread angle	180°	180°
Headrest adjustment	-50° to +55°	-50° to +55°
Lateral tilt	30°	30°
Longitudinal movement	400 mm	400 mm
Trendelenburg / Anti-Trendelenburg	40° / 40°	40° / 40°
Flex / Reflex	220° / 100°	220° / 100°
Maximum load	460 kg	460 kg
Degree of protection	IPX4	IPX4
Battery power supply	24 V DC	24 V DC
Table weight	250 kg	250 kg
Thickness of mattresses	80 mm	80 mm
CONFIGURATIONS		
Adjusting footrests via remote control	●	-
Manual adjustment of footrests	-	●
Electro-mechanical wheel lock	●	○
Manual wheel lock	-	●
4-section tabletop (without kidney bench)	-	○
Kidney bench (5-section top)	●	●
5-section tabletop*	-	○
Carbon fibre base and column	●	-
Stainless steel base and column	○	●
Carbon fibre top	●	-
HPL top	○	●
Fifth wheel	○	○
Wired remote control with LCD display	●	●
Side panel	○	○

* Requires OT-SBL04BN2 double split footrests

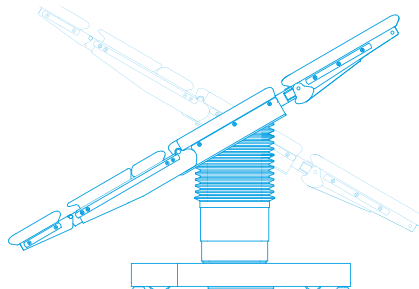
TABLE POSITIONS

12

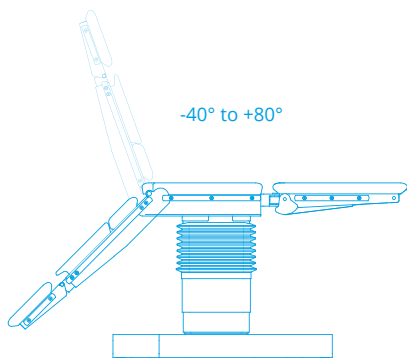
680 to 1080 mm



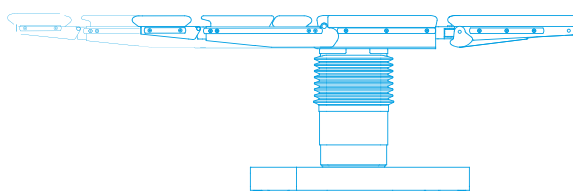
$\pm 40^\circ$



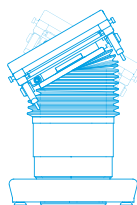
-40° to $+80^\circ$



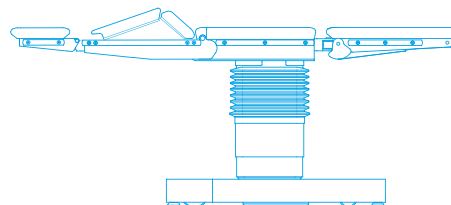
400 [mm]



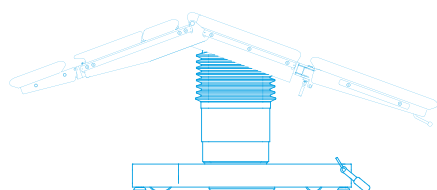
$\pm 30^\circ$



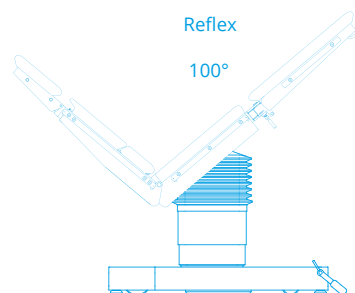
150 [mm]



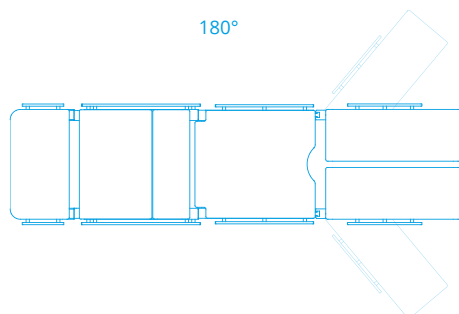
Flex
 220°



Reflex
 100°

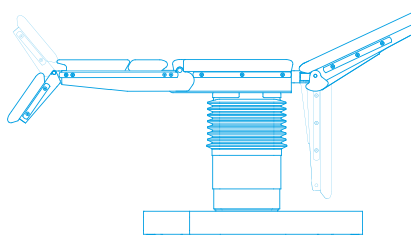


180°



-50° to $+55^\circ$

-90° to $+25^\circ$ (OPTIMA 5.70)
 -90° to $+30^\circ$ (OPTIMA 5.60)



Famed Żywiec Sp. z o.o.
ul. Fabryczna 1
34-300 Żywiec, Poland



Member of REINSBERG GROUP

Office:

tel.: +48 33 866 62 00
sekretariat@famed.com.pl

Export:

tel.: +48 33 866 63 75
export@famed.com.pl

www.famed.com.pl



www.famed.com.pl



Edition 412/2026/06/2. Famed Żywiec reserves the right to modify the product and specifications along with technical progress. All illustrations and photos used in this material are for reference purposes only and may not reflect the finished product. The persons shown in the photos are not medical professionals. They are models. The equipment presented in the catalogue is intended for use in health care facilities by authorised persons after prior review of the user manual.