



Member of REINSBERG® GROUP

# OPERATING TABLES

CATALOGUE  
OF PRODUCTS

[www.famed.com.pl](http://www.famed.com.pl)



## TABLE OF CONTENTS

### **1. Famed OPTIMA SU-05.70**

An ultra-precise, highly mobile operating table made of premium materials.

### **2. Famed OPTIMA SU-05.60**

A universal, cost-effective operating table with micro-adjustments and a highly mobile base.

### **3. Famed PRIME**

A cost-effective operating table with high precision and mobility.

### **4. Famed FLARE**

Safe imaging table with TotalClear™ artifacts minimizing technology.

### **5. Famed HYPERION**

Advanced operating table, dedicated to bariatrics.

### **6. Famed OPTIMA SU-05.20**

A cost-effective, multidisciplinary operating table made of high-quality materials.

### **7. Famed ULTIMA**

Reliable operating table without electric control.

### **8. Famed SU-14**

Combination of an operating table with a patient transport trolley.

A photograph of an operating room with a blue color cast. Two surgeons in full PPE (scrubs, masks, goggles, and hairnets) are visible. One surgeon in the foreground is wearing a head-mounted display. A white text box is overlaid on the center of the image.

# OPERATING TABLES

# X-line™

xMotionPro™



xMobility360™



## A NEW GENERATION OF OPERATING TABLES



Famed™ X Line™

### X-Line™

X-Line™ is a new generation of operating tables, developed in response to the real needs of modern operating theatres: an increasing number of devices in the operating room, limited space, and growing requirements for precise, repeatable patient positioning. In surgery, every millimetre matters — so we created a solution that enables surgical-precision control of patient positioning on the operating table while also helping to organise the workspace around medical equipment.

The X-Line™ concept is built on two pillars:

# 01

ultra-precise positioning and a highly mobile design. Tabletop adjustments with an accuracy of 0.5 mm and 0.1° allow the patient's position to be precisely matched to the requirements of a wide range of medical procedures, including robotic-assisted surgery and intraoperative imaging.


# 02

360° mobility enables smooth manoeuvring and precise positioning of the table even in limited space, and in an environment with multiple devices.



Discover Famed X-Line™:

- Famed OPTIMA 5.70
- Famed OPTIMA 5.60
- Famed PRIME



In practice, X-Line™ gives the surgical team greater control over patient positioning, more efficient operating room organisation, and improved comfort and ergonomics at work.



# Famed OPTIMA (5.70)



Learn more!

## AN ULTRA-PRECISE, HIGHLY MOBILE OPERATING TABLE MADE OF PREMIUM MATERIALS

An operating table with the ultra-precise xMotionPro™ control system and adjustable tabletop movement speed. The xMobility360™ highly mobile base makes it easier to manoeuvre and position the table in the operating room. Its modular design allows for quick exchange of tabletop segments, while the use of high-quality stainless steel and carbon fibre ensures durability and streamlines disinfection. A wide range of dedicated accessories, combined with above-average precision, ensures the table's versatility across a broad spectrum of medical procedures.



### UNIVERSAL AND CONFIGURABLE

- The modular design and wide range of accessories make it easy to adapt the table to most procedures.
- All table movements (except headrest positioning) are controlled via the remote control.
- 5-section tabletop as standard, with the option to install optional double-split leg supports (6-section tabletop).
- Waterproof, antistatic mFix™ mattresses made of 80 mm polyurethane foam.
- Accessory rails with protection against accidental dropping of accessories.
- Column and base made of carbon fibre or stainless steel with IntelliProtectPlus™ technology (optional).
- X-ray translucent tabletop made of carbon fibre or HPL (optional).
- 1440 mm imaging window (standard).



### HIGH-PRECISION CONTROL

- Three operating modes allow the table movement speed to be adjusted to the surgeon's needs.
- The xMotionPro™ control system enables tabletop positioning with an accuracy of 0.5 mm and 0.1°.
- Immediate response to button press and release on the controllers ensures precise positioning.
- A wired remote control with a display is supplied as standard; optional: a side control panel mounted on the column and a foot controller.
- The remote control's LCD touchscreen makes it easy to read tabletop position parameters, battery charge level, and potential collisions and errors.
- Ability to save 8 most frequently used positions.



### HIGHLY MOBILE DESIGN

- The low xMobility360™ base (150 mm), no protruding elements, and carbon fibre construction ensure safe access for the C-arm.
- Four 360° swivel casters and an optional fifth wheel enable smooth manoeuvring forwards, backwards and sideways, as well as rotation around the table's own axis.
- The wheels are positioned under the base cover, which reduces dirt build-up and makes cleaning easier.
- Remote-controlled wheel locking — four widely spaced retractable support feet hidden within the base ensure stability and safety.
- Contoured foot cut-outs on each side of the base allow the surgeon to stand closer to the table, providing convenient access to the surgical field.

Famed X Line™



Total length 2100 mm | Total width 600 mm | Minimum height 680 mm | Maximum height 1080 mm | Trendelenburg 40° |  
Anty-Trendelenburg 40° | Lateral tilt 30° | Longitudinal shift 400 mm | Maximum load 460 kg

# Famed OPTIMA (5.60)



Learn more!

## A UNIVERSAL, COST-EFFECTIVE OPERATING TABLE WITH MICRO-ADJUSTMENTS AND A HIGHLY MOBILE BASE

A universal operating table combining a wide range of positions, high maximum load capacity, and very good parameters of X-ray translucency and tabletop longitudinal shift. The ultra-precise xMotionPro™ control system, with an accuracy of 0.5 mm and 0.1°, facilitates precise positioning, while the xMobility360™ highly mobile base facilitates manoeuvring the table in the operating room. Steel components made of high-quality AISI 304 stainless steel with IntelliProtectPlus™ technology facilitate disinfection and help prevent dirt build-up. A wide range of accessories enables the table to be used across many medical procedures.



### UNIVERSAL AND CONFIGURABLE

- The modular design and wide range of accessories make it easy to adapt the table to most procedures.
- X-ray translucent HPL tabletop.
- Waterproof, antistatic mFix™ mattresses made of 80 mm polyurethane foam.
- Side rails with protection against accidental dropping of accessories.
- The ability to interchange the headrest and leg supports to reconfigure the table.
- All table movements (except headrest and leg support positioning) are controlled via the remote control.
- 4- or 5-section tabletop available, with the option to install optional double-split leg supports (6-section tabletop).



### MICRO-ADJUSTMENTS

- Three operating modes allow the table movement speed to be adjusted to the surgeon's needs.
- The xMotionPro™ control system enables tabletop position changes with an accuracy of 0.5 mm and 0.1°.
- Immediate response of the table to button press and release on the controllers ensures precise positioning.
- Wired remote control with a display supplied as standard; optional: a side control panel mounted on the column and a foot controller.
- The LCD touchscreen on the remote control allows easy reading of tabletop position parameters, battery charge level, and potential collisions and errors.
- Ability to store 8 most frequently used positions.



### HIGHLY MOBILE CONSTRUCTION

- Low xMobility360™ base (150 mm) with a choice of manual or electric wheel locking.
- Four 360° swivel castors and an optional fifth wheel allow the table to be manoeuvred smoothly forwards, backwards and sideways, and to rotate around its own axis.
- The wheels are positioned under the base cover, reducing dirt build-up and facilitating cleaning.
- Contoured foot cut-outs on each side of the base allow the surgeon to stand closer to the table, providing convenient access to the surgical field.
- Four widely spaced supports lock the table in the selected position, ensuring stability and safety.



Famed X Line™



Total length 2060 mm | Total width 550 mm | Minimum height 680 mm | Maximum height 1080 mm | Trendelenburg 40° |  
 Anty-Trendelenburg 40° | Lateral tilt 30° | Longitudinal shift 400 mm | Maximum load 460 kg

# Famed PRIME



Learn more!

## A COST-EFFECTIVE OPERATING TABLE WITH HIGH PRECISION AND MOBILITY

A universal, cost-effective operating table designed for ease of use and reliability. Famed PRIME offers electric adjustment of key table functions. The X-ray translucent HPL tabletop and a low, highly mobile base enable cooperation with the C-arm. The xMotionPro™ control system ensures high-precision tabletop positioning. Steel components are made of AISI 304 stainless steel with IntelliProtectPlus™ technology, which facilitates disinfection and helps prevent dirt build-up. The xMobility360™ highly mobile base is available in two variants: stainless steel or ABS.



### UNIVERSAL AND FUNCTIONAL

- The modular design and wide range of accessories make it easy to adapt the table to most procedures.
- Electric adjustment of height, lateral and longitudinal tilts, and the backrest section (optional).
- Manual adjustment of the headrest, leg supports, longitudinal shift, and kidney bridge elevation.
- 4- or 5-section tabletop available, with the option to install optional double-split leg supports (6-section tabletop).
- Ability to change the tabletop configuration.
- Waterproof, antistatic mFix™ mattresses made of 80 mm polyurethane foam.
- Tabletop segments mounted using intuitive “press to play” quick-release connectors with protection against accidental disengagement.



### INTUITIVE AND PRECISE CONTROL

- Wired remote control supplied as standard; optional: a wired remote control with a display, a side control panel mounted on the column, and a foot controller.
- Three operating modes allow the table movement speed to be adjusted to the surgeon's needs.\*
- The xMotionPro™ control system enables tabletop position changes with an accuracy of 0.5 mm and 0.1°.
- Immediate response of the table to button press and release on the controllers ensures precise positioning.
- The LCD touchscreen on the remote control allows easy reading of tabletop position parameters, battery charge level, and potential collisions or errors (optional).\*
- Ability to store 4 or 8\* most frequently used positions.



### HIGHLY MOBILE CONSTRUCTION

- Low xMobility360™ base (150 mm) made of high-quality stainless steel or ABS plastic, available as an option.
- Four 360° swivel castors and an optional fifth wheel allow smooth manoeuvring of the table forwards, backwards and sideways, as well as rotation around its own axis.
- The wheels are positioned under the base cover, reducing dirt build-up and facilitating cleaning.
- Manual wheel locking via a foot lever.
- Four widely spaced retractable support feet lock the table in the selected position, ensuring stability and safety.
- Contoured foot cut-outs on each side of the base allow the surgeon to stand closer to the table, providing convenient access to the surgical field.



Famed X Line™



Total length 2060 mm | Total width 550 mm | Minimum height 680 mm | Maximum height 1080 mm | Trendelenburg 40°  
 Anty-Trendelenburg 40° | Lateral tilt 30° | Longitudinal shift 340 mm | Maximum load 350 kg

\* Available in the table version with a wired remote control featuring an LCD touchscreen display.

# Famed X Line™



# Famed FLARE



Learn more!

## SAFE IMAGING TABLE WITH ARTIFACTS MINIMIZING TECHNOLOGY

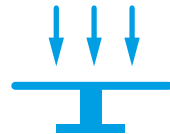
The Famed FLARE table has an ultra-thin, fully transparent, floating tabletop made of carbon fiber with the **TotalClear™** technology, which guarantees very clean, artifact-free images and the highest translucency parameter on the market that help to reduce radiation dose that affects the patient and medical personnel. **TotalClear™** tabletop facilitates the correct placement of the patient (floating tabletop with a joystick) and it is useful during cardiovascular surgery, neurosurgery, urological surgery, orthopedic surgery, pain management therapy, and endoscopic procedures.



### SAFETY OF WORK



### CONVENIENCE OF WORK



### IMAGING

- Operations with a maximum load of up to 230 kilograms;
- The market's best translucency parameter - 0.33 mm Al;
- Table parameters allow to reduce the dose of radiation transmitted to the patient and staff;
- **TotalClear™** technology minimizes artifacts in images, reducing the risk of misdiagnoses and the need for additional X-ray photos;
- Stable base in the shape of a letter "T" provides table stability and ensures patient safety;
- Available remote controls and joystick have double protection against accidental activation and unintentional movement of the tabletop.
- Ergonomic tabletop and low base provide (only 134 mm) plenty of space for easy maneuvering of C-arm;
- Accessory rails **InfiniMove™** can move over the entire length of the imaging field and enable an optimal selection of the mounting location of the accessories;
- Joystick for controlling the floating top makes it easier to set the tabletop in a comfortable position relative to the C-arm. It has two buttons to control the height of the table and additional "zero" position button;
- The contoured carbon fibre base provides more leg room, allowing a close-in approach to the patient;
- Table can be locked by the remote control;
- Column and base made of carbon fiber shorten the disinfection time;
- Possibility to control the table using the **rCover™** wireless remote control.
- The 1661 mm imaging window allows you to carry out a wide range of treatments;
- 1460 mm 360° imaging window without spaces and additional extensions;
- Extra 300 mm of imaging window can be added by installing a carbon fiber extension;
- Side shift  $\pm 125$  mm facilitates easy repositioning according to C-arm;
- 2200 long mm tabletop for comfortable placement of tall patients;
- Joystick allows quick change of the tabletop position, it can be mounted on both sides of the tabletop;
- The motors allow tabletop movement also during tilts;
- Specialist attachments (e.g. orthopedic, gynecological or neurological) can be mounted on two fixed rails or two **InfiniMove™** adapters, whose position can be changed.



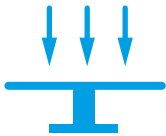
Total length 2200 mm | Total width 649 mm | Minimum height 760 mm | Maximum height 1160 mm | Trendelenburg 16° | Reverse-Trendelenburg 25°  
Lateral tilt 20° | Longitudinal shift 530 mm | Translucency 0,33 mm Al | Maximum load 180/230 kg



# Famed HYPERION

## ADVANCED OPERATING TABLE DEDICATED TO BARIATRICS

The Famed HYPERION is a modern product designed for the latest trends in surgery. It can be used in most surgical procedures, it is perfect for bariatric operations. It was made of high quality stainless steel AISI 304 subjected to electropolishing process. It is mounted on the **MobiWeight™** column, it has been equipped with a stable mobile base with electric blockade. The mattresses are anti-static, waterproof and completely translucent to X-rays. Table surfaces and mattresses are completely resistant to disinfectants.



### TRANSLUCENCY

- Compatible with C-arm;
- Certified fully translucent tabletop;
- Width and length of the top maximizes the imaging area - 1950 mm (in total);
- Combination of carbon fiber tabletop and 400 mm longitudinal shift allows intraoperative imaging and high image quality;
- Automatic recognition of the table orientation (recognizes the location of the leg segment and the headrest);
- Wide range of height adjustment and no protruding elements from the base guarantee a lot of working space for the C-arm.



### WEIGHT CAPACITY

- The ideal platform for bariatric surgery;
- High maximum load up to 500 kg (with up/down movements; full articulation up to 400 kg);
- Wide tabletop with the possibility of adding extenders to increase the width (total tabletop width with side adapters - 770 mm);
- Height adjustment from 585 mm to 1050 mm;
- Patient positioning supported by electrohydraulic drives with three available controls;
- Soft, latex-free and antistatic mattresses with "shape memory" function;



### LAPAROSCOPY

- Improved access during laparoscopic procedures;
- Low table position provides easy access for laparoscopic instruments;
- Separate or simultaneous, electrical adjustment of leg sections;
- Side tilts;
- Contoured base with plenty of foot room for the surgeon (174 mm).



Total length 2335 mm | Total width 630 mm | Minimum height 585 mm | Maximum height 1050 mm | Trendelenburg 40° | Reverse-Trendelenburg 40°  
Lateral tilt 30° | Longitudinal shift 400 mm | Maximum load 500 kg

# Famed OPTIMA (5.20)



Learn more!

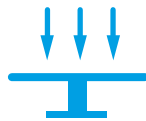
A COST-EFFECTIVE, MULTIDISCIPLINARY OPERATING TABLE  
MADE OF HIGH-QUALITY MATERIALS.

This electrically controlled operating table enables effortless adjustment to meet the requirements of each procedure. Its modular design enables quick exchange of tabletop segments. The use of high-quality steel and carbon fibre ensures durability and facilitates disinfection. A wide range of dedicated accessories allows the table to be used in neurosurgery, cardiology, ENT, MIS, bariatrics, gynaecology, and general surgery. It is a unique operating table fully covered with premium carbon fibre, incorporating AISI 304 stainless steel with IntelliProtectPlus™ technology.



## UNIVERSAL AND MODULAR

- Additional sections allow the tabletop to be extended in length and width.
- The modular design and quick-release connectors used in the tabletop segments make it easy to adapt the table to the required procedure.
- Side rails with wedges securing accessories against accidental dropping—even during procedures requiring the use of force.
- A wide range of accessories.
- Trendelenburg position up to 40°.
- Waterproof, antistatic mFix™ mattresses made of 80 mm polyurethane foam.
- 5-section tabletop supplied as standard, with the option to install optional double-split leg supports (6-section tabletop).



## IDEAL FOR MEDICAL IMAGING AND MIS

- Fully X-ray translucent tabletop — MAE 0.25 mm Al.
- Electromechanical longitudinal shift of 400 mm ensures quick and easy patient positioning in relation to the C-arm.
- Low-profile (125 mm), contoured “T”-shaped base allows easy and safe access for the C-arm.
- 360° 3D imaging when using dedicated accessories.
- Base and column covered with carbon fibre protect both the C-arm and the table against damage.
- A wide height adjustment range and the absence of protruding elements from the base provide ample space for C-arm manoeuvring.
- 1440 mm imaging window (standard).



## MULTIPLE CONTROL OPTIONS

- The table is supplied as standard with a wired bbSafe™ remote control featuring a large 2.8-inch IPS screen.
- Optionally, the table can be controlled using a wireless rCover™ remote control.
- For staff convenience, a backup pDetach™ control panel can be mounted on the column.
- All table movements (except headrest positioning) are controlled via the remote control.
- The lock (retractable support feet) is controlled via the remote control.
- The remote controls are equipped with a system preventing accidental position changes.
- The remote control screen displays the battery charge level, tabletop position, and a low-battery warning, allowing the next charging cycle to be planned.



Total length 2100 mm | Total width 600 mm | Minimum height 550 mm | Maximum height 1020 mm | Trendelenburg 40° | Anty-Trendelenburg 40° |  
Lateral tilt 30° | Longitudinal shift 400 mm | Maximum load 460 kg



# Famed ULTIMA

## DURABLE OPERATING TABLE WITHOUT ELECTRIC CONTROL

A fully functional operating table without electrical control eliminates the risk of failure to almost zero. This table is great for use in places with no access to the electrical network and where the simplicity of construction and service is appreciated. A wide range of accessories allows it to be used in virtually any type of surgery. All steel elements are made of high quality stainless steel AISI 304 in technology IntelProtectPlus™ - electropolished steel guarantees easy disinfection and helps to protect against dust and dirt.



### UNIVERSAL

- Four types of tabletop to choose from (four-, five- and six-segment, optionally also a specialist orthopedic table);
- Movable base with central locking system in two types to choose from: "T" shape (feet lock) or "H" shape (Supermobil, large wheels for easy maneuvering);
- Certified fully translucent tabletop - the ability to work with the C-arm;
- Removable, antistatic polyurethane mattresses (40 mm);
- Side rails with protection against dropping the accessories;
- Possibility of changing the headrest with footrests and changing the characteristics of the table.



### SIMPLICITY OF REGULATION

- Height adjustment of the tabletop carried out with a foot pump;
- Side tilts, Trendelenburg and reverse-Trendelenburg positions, kidney bench, inclination of the back rest, headrests and footrests are adjusted manually;
- Most movements requiring effort from the staff are assisted - by gas springs or by a hydraulic pump.



### MULTIPLE POSITION

- Tilting footrests allow easy spreading of the patient's legs;
- Quick dismantling of the leg sections allows a close approach to the patient;
- The presence of rails along the entire length of the segment allows for convenient fixing an accessory in a convenient place for the surgeon;
- The table is compatible with specialist neurosurgical or orthopedic devices;
- Despite its light weight, the table is very stable and has a high maximum load capacity, which makes it possible to mount large and heavy accessories.



Total length 2060 mm | Total width 550 mm | Minimum height 685 mm | Maximum height 985 mm | Trendelenburg 30°  
Reverse-Trendelenburg 30° | Lateral tilt 25° | Maximum load 200 kg



# Famed SU-14

A COMBINATION OF A COST-EFFECTIVE OPERATING TABLE AND A PATIENT TRANSPORT STRETCHER

The table is designed to support the patient during treatments and surgeries in general surgery, vascular surgery, cardiac surgery, neurosurgery, urology, gynecology, proctology, laryngology, ophthalmology and others. The electrical control with the possibility of programming three predefined table settings helps to make the operation easier and shortens the procedure time. The construction made of high quality carbon steel, coated with polyester-epoxy powder varnish combined with a composite base ensures easy and quick disinfection. The table top segments, which are transparent for X-rays, allow for taking X-rays and monitoring the patient with the C-arm.



## UNIVERSAL

- Provides a comprehensive solution for outpatient surgery or one-day surgery.
- Combination of an operating table with a transport trolley.
- Stable large diameter wheels allow you to overcome obstacles in the corridors.
- Built-in oxygen tank holder ensures patient safety.
- The X-ray translucent tabletop, made of HPL material, allows for intraoperative imaging.



## EASY POSITIONING

- The height of the tabletop, lateral tilts, Trendelenburg, and reverse-Trendelenburg can be adjusted by remote control.
- The control system makes it possible to program three predefined table settings directly into the remote control.
- The adjustment of the backrest, leg section angle, and headrest is performed manually with the support of gas springs with a locking mechanism.



## FUNCTIONALITY

- Polyurethane foam mattresses protect the patient from pressure ulcers during procedures.
- Dedicated handles mounted on the backrest section facilitate table maneuvering.
- The central wheel locking system ensures stability, and the directional wheel simplifies navigation through long corridors.
- Side rails along the entire length enable the attachment of additional accessories.



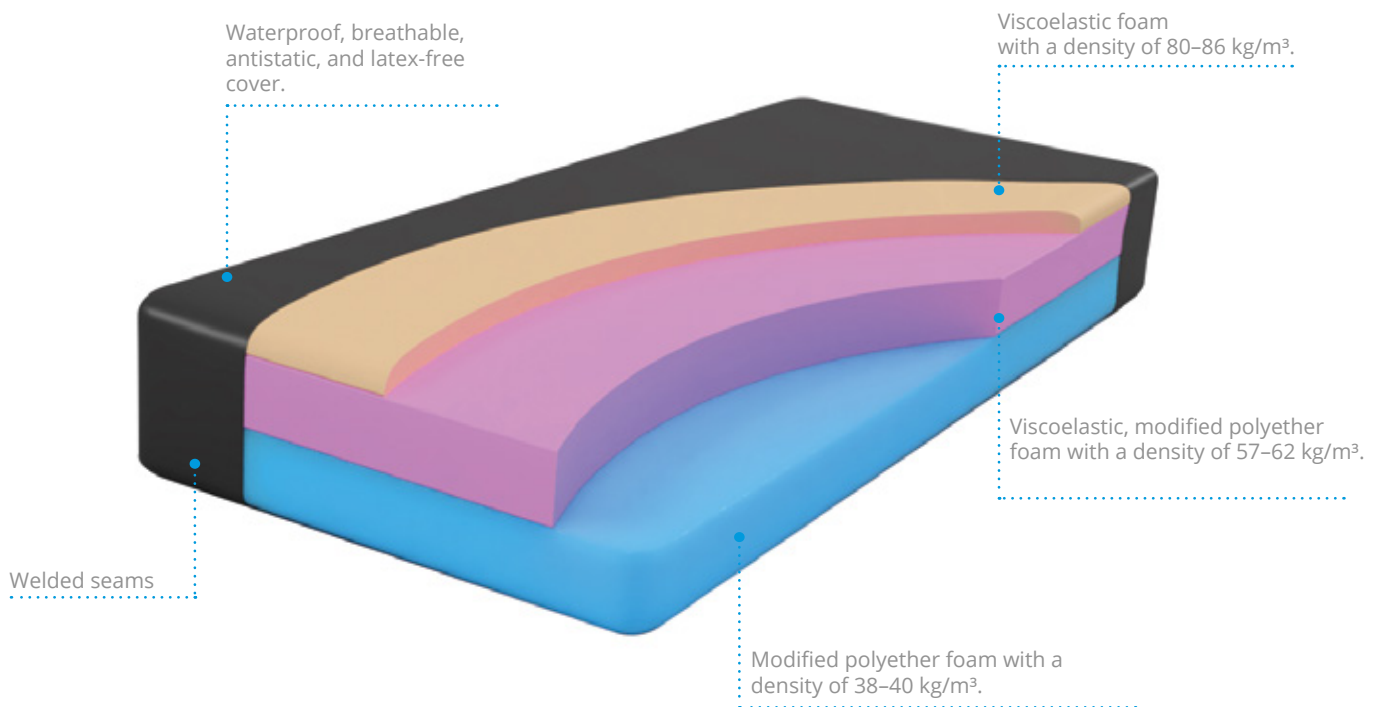
Total length 2030 mm | Total width 650 mm | Minimum height 690 mm | Maximum height 990 mm | Trendelenburg 20° | Reverse-Trendelenburg 20° | Maximum load 200 kg



# mFix™ Mattresses


SAFE AND COMFORTABLE ANTI-DECUBITUS MATTRESSES  
MADE OF SHAPE-MEMORY POLYURETHANE FOAM

Antistatic, latex-free anti-decubitus mattresses made of three layers of foam with varying densities ensure high patient comfort and safety even during prolonged surgical procedures. Carefully selected materials minimize the risk of pressure ulcers, do not cause circulatory disorders, and reduce the risk of infection. The waterproof cover with welded seams protects against fluid and contaminant penetration, facilitates cleaning and disinfection, and extends the mattress's service life. The use of three types of foam in combination with an elastic coating allows the mattress to conform to the patient's body shape and reduce pressure.



## KEY FEATURES:

- Protects against the development of pressure ulcers through the use of three types of flame-retardant memory foam (38–86 kg/m<sup>3</sup>).
- Conforms to the patient's body shape, reducing pressure in areas particularly prone to ulcer formation.
- 80 mm thickness ensures stable support during surgical procedures.
- Elastic coating minimizes friction and prevents creasing, enabling safe performance of long-duration procedures.
- mFix™ (mushroom-type fasteners) mounting system provide secure attachment to the tabletop and allow quick removal.
- Resistance to disinfectants increases mattress service life and reduces operating costs.
- Waterproof polyurethane coating with welded seams protects the mattress core against fluid and contaminant penetration.
- Polyurethane cover coating ensures high breathability and maintains the patient's skin in optimal condition.
- Latex-free and fully antistatic cover.





# Technologies applied in the products:



## xMotionPro™

xMotionPro™ is a next-generation control system that sets entirely new standards in the segment of electro-hydraulic operating tables. It provides smooth, stable movements and ultra-precise positioning with an accuracy of 0.5 mm and 0.1°—one of the most precise systems available on the market. It enables precise patient positioning and quick corrections during the procedure, reducing positioning time and increasing safety in situations where surgical precision matters. Control is available via a wired remote control with an LCD display, a side control panel, and a foot controller, while the LCD screen makes it easy to read positioning parameters, battery charge level, and system messages (including limits, warnings, and errors).



## xMobility360™

xMobility360™ is a solution implemented in the new operating table base, providing full manoeuvrability and enabling quick, precise positioning of the table in the operating room. The base houses four 360° swivel castors, with the option of an additional fifth wheel—in an X-shaped layout. The wheels, mounted inside the base, move in any direction, ensuring smooth manoeuvring without the need for “figure-eight” movements. This speeds up positioning and repositioning of the table, especially in limited space. Foot cut-outs on each side allow the surgeon to stand closer to the table, providing easier access to the surgical field and improved ergonomics.



## TotalClear™

TotalClear™ is the effect of years of designing various prototype carbon fiber tops, experiments with types of fibers and their arrangement. Due to extensive research in a professional measuring institute, the final structure and direction of fiber arrangement in TotalClear™ system allows for the reduction of the number of artifacts on images. As a result, the risk of misdiagnoses based on imaging is reduced to the minimum. The tabletop made with the use of TotalClear™ technology not only has a very good translucency parameter, but above all it helps obtain images that are very clear and free from distortions. It ensures diagnostic reliability and the certainty of your every move. The table top made in TotalClear™ technology does not have any crossbeams (frame-less structure). It is made of a uniform carbon plate with n° translucency.



## fCharge™

All battery cells powering Famed Żywiec products are carefully selected from a reliable supplier we have been co-operating with for many years. Each fCharge™ battery cell undergoes inspection at an external company, then goes through multiple tests at several technology departments of our factory. The fCharge™, fast charging technology charger used in our products allows for quick supply of the necessary amount of electricity to carry out the first treatments. A minimum of several dozen guaranteed full work cycles ensures safety in the course of performing every medical procedure.



## IntelliProtectPlus™

Operating tables in the IntelliProtectPlus™ technology are made of corrosion-resistant stainless steel AISI 304 (according to European standards as X5CrNi18-10 / 1.4301). Thanks to its high nickel and chromium content, it has a high corrosion tolerance. In order to provide additional steel protection, we have also implemented the electropolishing and passivation process. Electropolishing is a process whose purpose is to remove impurities, smooth and restore the surface of the steel to the proper passive layer that protects it against corrosion. Thanks to the IntelliProtectPlus™ technology, chromium atoms accumulate on the steel surfaces of our products and their structure becomes harder. In addition, the smoothed and shiny surface guarantees easy disinfection and maintaining the product clean. It also helps to protect it against dust and dirt. Steel surfaces with IntelliProtectPlus™ technology are still protected even when the surface gets scratched - in the process of atmospheric oxygen getting to the damaged spot, passivation occurs and the risk of corrosion is excluded. As the only manufacturer of operating tables, we additionally protect the internal structural components of our products with a zinc-based protective layer.



## bbSafe™

---

Wired remote control with 2.8" screen in IPS technology, which enables quick and precise change of position and real-time preview of setting values. For patient safety, we have designed the bbSafe™ system – triple protection against accidental change of position and a warning about high energy consumption. Following an adjustable idle time, the remote control automatically switches to standby mode. In addition, there is a two-step process of changing the bed's position – the operator first presses a button corresponding to the category of movement, and then, in the next step, enters information about its direction. Moreover, the bbSafe™ system warns the user when the movement of the table puts a heavy load on the battery cells – this allows you to predict the power consumption and plan battery charging accordingly. The remote control meets the IP54 standard.



## pDetach™

---

Optional control of the operating table located on the column. This additional control module is a removable panel that can be detached from the column and operated like a traditional remote control. It provides full functionality in setting the table position. The panel has a convenient pDetach™, magnetic mechanism, which protects it against getting accidentally brought down, while providing a simple and quick disassembly.



## rCover™

---

The wireless remote control for the operating table is an option for the facilities which require maximum convenience and usability. This controller offers all the features of a wired remote control, a powerful battery pack and a docking station with a wireless charger. It is equipped in bbSafe™ and rCover™ technology – built-in protection against interference with other wireless devices that work in the vicinity of the operating room. Part of the system is also a special table and the remote-control pairing procedure and appropriately calculated signal power limit.



## MobiWeight™

---

The Hyperion table has a column with systems that allow for changing the table position with the maximum load. MobiWeight™ system cares for patient safety and does not drain too much energy from the battery cells. It also controls the table movement in a smooth way, slowly initiating any position changes. Thanks to its double system of height adjustment, MobiWeight™ facilitates table lowering to the height of 585 mm. It makes it much easier to correctly position a patient on Hyperion table top. High load capacity does not exclude a good value of longitudinal travel parameter. MobiWeight™ allows for top travel distance of up to 400 mm.



## InfiniMove™

---

The table top has special immersion for stepless mounting of additional accessories. The main features of the InfiniMove™ adapters are the possibility to change the place of equipment assembly and quick disassembly of the rails (so that they do not interfere during the procedure and do not create disturbances during imaging). Adapters have latches at their ends that protect the accessories against accidental disassembly.

## TECHNICAL DATA

	Famed OPTIMA SU-05 (SU-05.70)	Famed OPTIMA SU-05 (SU-05.60)	Famed PRIME SU-03
Tabletop total length	2100 mm	2060 mm	2060 mm
Total width	600 mm	550 mm	550 mm
Height regulation (without mattress)	680 - 1080 mm	680 - 1080 mm	680 - 1080 mm
Trendelenburg position	40°	40°	40°
Reverse-Trendelenburg	40°	40°	40°
Lateral tilts	30°	30°	30°
Longitudinal shift	400 mm	400 mm	340 mm
Level of protection	IP-X4	IP-X4	IP-X4
Maximum load	460 kg	460 kg	350 kg





Famed FLARE SU-07	Famed HYPERION SU-15.5	Famed OPTIMA SU-05 (SU-05.20)	Famed ULTIMA SU-02	Famed SU-14
2200 mm	2335 mm	2100 mm	2060 mm	2030 mm
649 mm	630 mm	600 mm	550 mm	650 mm
760 - 1160 mm	585 - 1050 mm	550 - 1020 mm	685 - 985 mm	690 - 990 mm
16°	40°	40°	30°	20°
25°	40°	40°	30°	25°
20°	30°	30°	25°	20°
530 mm	400 mm	400 mm	-	-
IP-X4	IP-X4	IP-X4	IP-X4	IP-X4
180/230 kg	500 kg	460 kg	200 kg	200 kg



Also see our  
acesories portfolio:





Member of REINSBERG GROUP

**Famed Żywiec Sp. z o.o.**

ul. Fabryczna 1  
34-300 Żywiec, Poland

**Office:**

tel.: +48 33 866 62 00

**Export:**

tel.: +48 33 866 63 75  
export@famed.com.pl  
www.famed.com.pl



Edition 98/2025/12/21. Famed Żywiec reserves the right to modify the product and specification as part of technical progress. All illustrations and photos used in this material are for illustrative purposes only and may not reflect the finished product. The people shown in the photos are not medical professionals. They are models. The device presented in the catalog is intended for use in health care facilities by authorized persons after having read the manual (IFU).